


**Centum Electronics Limited**

Regd. Office: No. 44, KHB Industrial Area, Yelahanka New Township, Bangalore - 560 106  
Audited Consolidated financial results for the quarter and year ended 31 Mar 2011

Rs in Lakhs

Sl.No.	Particulars	Quarter ended		Year ended	
		31-Mar		31-Mar	
		2011	2010	2011	2010
		Limited Review	Unaudited	Audited	Audited
1	a. Net sales / income from operation	6,475.81	4,651.10	24,004.41	14,758.74
	b. Other operating income	302.22	476.64	1,607.15	1,112.26
	Total operating income (a+b)	6,778.04	5,127.75	25,611.56	15,871.00
2	<b>Expenditure</b>				
	a. (Increase) / decrease in stock-in-trade and work-in-progress	171.59	38.06	1,241.13	(66.92)
	b. Consumption of raw materials	4,558.06	3,332.82	16,392.92	10,563.70
	c. Employees cost	738.80	477.28	2,631.03	1,663.33
	d. Depreciation	333.47	319.59	1,314.97	1,281.63
	e. Other operating expenses	807.90	728.80	2,557.27	1,997.01
	f. Total expenditure (2a to 2e)	6,609.82	4,896.55	24,137.33	15,438.74
3	Profit/ (loss) from operations before other income, interest and exceptional items (1-2)	168.22	231.20	1,474.23	432.26
4	Other income	5.08	6.89	19.83	21.77
5	Profit/ (loss) before interest (3+4)	173.30	238.09	1,494.06	454.03
6	Interest	121.69	62.86	391.92	225.91
7	Profit / (loss) from ordinary activities before tax (5-6)	51.61	175.23	1,102.14	228.12
8	<b>Tax expense</b>				
	- Current tax	5.56	(2.16)	295.00	87.84
	- Current tax for earlier years no longer required written back	-	-	-	(12.37)
	- Deferred tax charge / (credit)	18.34	49.85	157.60	36.50
	- Fringe benefit tax	-	-	-	-
9	Net profit / (loss) from ordinary activities after tax (7-8)	27.72	127.54	649.54	116.15
10	Minority interest in subsidiary profit / (loss)	(16.58)	84.51	152.31	72.26
11	Net profit / (loss) from ordinary activities after tax and minority interest	44.29	43.03	497.23	43.89
12	Paid-up equity share capital (Face value of Rs 10 each)	1,234.82	1,233.33	1,234.82	1,233.33
13	Reserve excluding revaluation reserves as per balance sheet of previous accounting year	-	-	-	7,634.88
14	<b>Earnings per share (EPS)</b>				
	a) Basic and diluted EPS	0.36	0.35	4.03	0.36
15	<b>Public Shareholding:</b>				
	- Number of Shares	5,318,889	4,777,652	5,318,889	4,777,652
	- Percentage of Shareholding	43.07%	38.74%	43.07%	38.74%
16	<b>Promoters and promotor group shareholding</b>				
	a) Pledged / encumbered				
	- Number of shares	Nil	Nil	Nil	Nil
	- Percentage of shares (as a % of total shareholding of promotor and promotor group)	N.A.	N.A.	N.A.	N.A.
	- Percentage of shares (as a % of the total share capital of the company)	N.A.	N.A.	N.A.	N.A.
	b) Non-encumbered				
	- Number of shares	7,029,344	7,555,682	7,029,344	7,555,681
	- Percentage of shares (as a % of total shareholding of promotor and promotor group)	100%	100%	100%	100%
	- Percentage of shares (as a % of the total share capital of the company)	56.93%	61.26%	56.93%	61.26%



*[Handwritten Signature]*


**Centum Electronics Limited**

Regd. Office: No. 44, KHB Industrial Area, Yelahanka New Township, Bangalore - 560 106

**Audited consolidated financial results for the quarter and year ended 31 March 2011**

Rs in Lakhs

S.No.	Particulars	Quarter ended		Year ended	
		31-Mar		31-Mar	
		2011	2010	2011	2010
		Audited	Audited	Audited	Audited
1	Segment revenue				
	(1) Products	2,747.36	2,478.00	10,126.17	7,477.35
	(2) Electronics Manufacturing Services	4,182.41	2,770.78	16,014.14	8,870.42
	Total	6,929.78	5,248.78	26,140.31	16,347.77
	Less : Inter segment revenue	151.74	121.03	528.75	476.78
	<b>Net sales/income from operations</b>	<b>6,778.04</b>	<b>5,127.75</b>	<b>25,611.56</b>	<b>15,871.00</b>
2	Segment results (profit (+)/loss(-) before tax and interest from each segment)				
	(1) Products	96.27	308.95	921.89	354.37
	(2) Electronics Manufacturing Services	150.82	40.89	645.96	211.41
	Total	247.09	349.83	1,567.85	565.77
	Less :				
	(i) Interest	121.69	62.86	391.92	225.91
	(ii) Other unallocable expenditure net off unallocable income.	73.79	111.74	73.79	111.74
	<b>Total profit before tax</b>	<b>51.61</b>	<b>175.23</b>	<b>1,102.14</b>	<b>228.12</b>
3	Capital employed (segment assets—segment liabilities).				
	(1) Products	2,889.11	2,489.29	2,889.11	2,489.29
	(2) Electronics Manufacturing Services	4,070.93	4,127.00	4,070.93	4,127.00
	(3) Unallocated	2,266.12	2,251.93	2,266.12	2,251.93
	<b>Total</b>	<b>9,226.16</b>	<b>8,868.22</b>	<b>9,226.16</b>	<b>8,868.22</b>



*[Handwritten signature]*

Statement of assets and liabilities (Audited)


Particulars	As at	
	31 March 2011	31 March 2010
<b>Shareholders' funds:</b>		
Capital	1,234.82	1,233.33
Reserves and surplus	7,991.34	7,634.88
Loan funds	6,137.85	4,172.19
Minority interest	1,585.99	1,433.68
Deferred tax liability	201.31	43.71
<b>Total</b>	<b>17,151.32</b>	<b>14,517.79</b>
Fixed assets	7,735.46	7,706.79
Investments	-	-
Deferred tax asset, net	-	-
<b>Current assets, loans and advances</b>		
Inventories	6,998.86	5,459.57
Sundry debtors	6,452.05	4,439.28
Cash and bank balances	392.62	515.97
Other current assets	-	-
Loans and advances	1,913.02	1,518.01
<b>Less: Current liabilities and provisions</b>		
Current liabilities	5,679.59	4,652.27
Provisions	661.12	469.55
<b>Net current assets</b>	<b>9,415.85</b>	<b>6,811.01</b>
<b>Total</b>	<b>17,151.32</b>	<b>14,517.79</b>

Notes:

- The above results were taken on record by the Board of Directors at their meeting held on 26th May 2011.
- The Company operates through two segments, Products (comprising Modules) and Electronic Manufacturing Services.
- The Company has received the order from the Honourable High Court of Karnataka dated 16 July 2010 approving the Scheme of Amalgamation of Solectron EMS India Limited with Centum Electronics Limited which became effective on 30 July 2010 on filing the scheme with the Registrar of Companies. The appointed date of the approved scheme is 1 April 2009. Accordingly, the results of the Company for the quarter and year ended 31 March 2010 include the results of Solectron EMS India Limited after incorporating the effect of the accounting as proposed in the Scheme of Amalgamation.
- Pursuant to the adjustment made to previous period figures as per the note 3 above, previous period figures for the quarter ended March 2010 have not been audited nor been subject to a limited review.
- The Board of Directors have recommended a dividend of Re.1 per equity share for the year ended 31st March 2011 which is subject to approval of the shareholders.
- The number of investor complaints received, resolved and pending during the quarter are as follows:

Number of complaints pending at the beginning of the quarter	
Number of complaints received during the quarter	5
Number of complaints resolved during the quarter	5
Number of complaints pending at the end of the quarter	
- Previous period's figures have been regrouped and reclassified, wherever necessary to conform to current period's presentation.

Place Bangalore  
Date 26-May-2011



For Centum Electronics Limited

Apparao V Mallavarapu  
Managing Director