


Centum Electronics Limited
 Regd. Office: No. 44, KHB Industrial Area, Yelahanka New Township, Bangalore - 560 106
Unaudited (Limited Review) financial results for the quarter ended 30 June 2011

Rs in Lakhs

Sl.No.	Particulars	Quarter ended		Year ended
		30 June		31 March
		2011	2010	2011
		Limited review	Limited review	Unaudited
1	a. Net sales / income from operation	3,994.16	4,469.38	18,644.75
	b. Other operating income	25.55	17.33	202.51
	Total operating income (a+b)	4,019.71	4,486.71	18,847.26
2	Expenditure			
	a. (Increase) / decrease in stock-in-trade and work-in-progress	(253.66)	522.20	(429.82)
	b. Consumption of raw materials	2,957.45	2,685.73	13,714.22
	c. Employees cost	574.93	467.65	2,044.34
	d. Depreciation	185.02	189.41	740.43
	e. Other operating expenses	378.95	490.06	1,884.50
	f. Total expenditure (2a to 2e)	3,842.69	4,355.05	17,953.67
3	Profit/ (loss) from operations before other income, interest and exceptional Items (1-2)	177.02	131.66	893.59
4	Other income	19.94	19.13	77.59
5	Profit/ (loss) before interest (3+4)	196.96	150.79	971.19
6	Interest	82.44	65.83	314.47
7	Profit / (loss) from ordinary activities before tax (5-6)	114.52	84.96	656.72
8	Tax expense			
	- Current tax	66.10	54.52	295.00
	- Deferred tax charge / (credit)	(28.71)	(4.38)	23.02
9	Net profit / (loss) for the period (7-8)	77.13	34.82	338.70
10	Paid-up equity share capital (Face value of Rs 10 each)	1,236.52	1,234.82	1,234.82
11	Reserve excluding revaluation reserves as per balance sheet of previous accounting year	-	-	6,606.82
12	Earnings per share (EPS)			
	a) Basic and diluted EPS	0.62	0.28	2.74
13	Public Shareholding:			
	- Number of shares	5,336,089	4,792,602	5,318,889
	- Percentage of shareholding	43.15%	38.81%	43.07%
14	Promoters and promotor group shareholding			
	a) Pledged / encumbered			
	- Number of shares	Nil	Nil	Nil
	- Percentage of shares (as a % of total shareholding of promotor and promotor group)	N.A.	N.A.	N.A.
	- Percentage of shares (as a % of the total share capital of the company)	N.A.	N.A.	N.A.
	b) Non-encumbered			
	- Number of shares	7,029,094	7,555,631	7,029,344
	- Percentage of shares (as a % of total shareholding of promotor and promotor group)	100%	100%	100%
	- Percentage of shares (as a % of the total share capital of the company)	56.85%	61.19%	56.93%




[Handwritten Signature]

Centum Electronics Limited

Regd. Office: No. 44, KHB Industrial Area, Yelahanka New Township, Bangalore - 560 106

Unaudited (Limited Review) financial results for the quarter ended 30 June 2011

Sl.No.	Particulars	Quarter ended		Year ended
		June 30		March 31
		2011	2010	2011
		Limited review	Limited review	Audited
1	Segment Revenue			
	(1) Products	504.56	703.54	2,878.48
	(2) Electronics Manufacturing Services	3,420.51	3,828.52	16,014.14
	Total	3,925.07	4,532.06	18,892.62
	Less : Inter segment revenue	-	45.35	45.36
	Net sales/income from operations	3,925.07	4,486.71	18,847.26
2	Segment results (profit)(+)/loss(-) before tax and interest from each segment)			
	(1) Products	28.60	84.73	399.02
	(2) Electronics Manufacturing Services	115.88	66.06	645.96
	Total	144.48	150.79	1,044.98
	Less :			
	(i) Interest	82.44	65.83	314.47
	(ii) Other unallocable expenditure net off unallocable income.	(52.48)	-	73.79
	Total profit before tax	114.52	84.96	656.72
3	Capital employed (segment assets–segment liabilities).			
	(1) Products	1,310.38	3,001.65	1,504.60
	(2) Electronics Manufacturing Services	4,271.80	4,245.03	4,070.93
	(3) Unallocated	2,341.97	435.07	2,266.12
	Total	7,924.15	7,681.75	7,841.65




Mr. A. R. Rao

Notes:

- 1 The above results were taken on record by the Board of Directors at their meeting held on 11th August, 2011.
- 2 The Company operates through two segments, Products (comprising Modules) and Electronic Manufacturing Services.
- 3 The number of investor complaints received, resolved and pending during the quarter are as follows:

Number of complaints pending at the beginning of the quarter	-
Number of complaints received during the quarter	3
Number of complaints resolved during the quarter	3
Number of complaints pending at the end of the quarter	-
- 4 Previous period's figures have been regrouped and reclassified, wherever necessary to conform to current period's presentation.

Place: Bangalore
Date: 11 August 2011



For Centum Electronics Limited


Apparao V Mallavarapu
Managing Director