
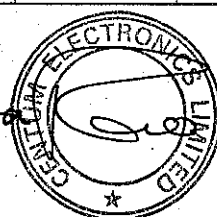


Centum Electronics Limited
 Regd. Office: No. 44, KHB Industrial Area, Yelahanka New Township, Bangalore - 560 106
 Unaudited Consolidated financial results for the quarter and half year ended 30 September 2010

Rs. in Lakhs

Sl.No.	Particulars	Quarter ended		Half year ended		Year ended
		September 30		September 30		March 31
		2010	2009	2010	2009	2010
		Limited review	Limited review	Unaudited	Unaudited	Audited
1	a. Net sales / income from operation	6,217.22	3,285.43	11,858.48	6,145.80	14,758.74
	b. Other operating income	411.52	178.77	895.85	324.63	1,112.26
	Total Operating income (a+b)	6,628.74	3,464.20	12,754.33	6,470.43	15,871.00
2	Expenditure					
	a. (Increase) / decrease in stock-in-trade and work-in-progress	51.19	338.22	141.48	383.74	(66.92)
	b. Consumption of raw materials	4,457.97	1,935.95	8,519.71	3,930.03	10,563.70
	c. Employees cost	629.92	382.05	1,234.22	782.89	1,663.33
	d. Depreciation	324.40	320.77	649.78	636.92	1,281.63
	e. Other operating expenses	634.96	445.79	1,255.62	799.92	1,997.01
	f. Total expenditure (2a to 2e)	6,098.44	3,422.78	11,800.81	6,533.50	15,438.75
3	Profit/ (loss) from operations before other income, interest and exceptional items (1-2)	530.30	41.42	953.52	(63.07)	432.25
4	Other income	4.68	12.00	9.11	25.48	21.77
5	Profit/ (loss) before interest (3+4)	534.98	53.42	962.63	(37.59)	454.02
6	Interest	86.56	55.44	172.29	112.11	225.91
7	Profit / (loss) from ordinary activities before tax (5-6)	448.42	(2.02)	790.34	(149.70)	228.11
8	Tax expense					
	- Current tax	147.17	38.82	201.69	50.82	87.84
	- Current tax for earlier years no longer required written back	-	-	-	-	(12.37)
	- Deferred tax charge / (credit)	19.13	(28.40)	89.31	(40.51)	36.50
	- Fringe benefit tax	-	-	-	2.00	-
9	Net profit / (loss) for the period (7-8)	282.12	(12.44)	499.34	(162.01)	116.14
10	Minority interest in subsidiary profit / (loss)	59.43	(46.12)	148.80	(89.40)	72.26
11	Net profit / (loss) from ordinary activities after tax and minority interest	222.69	33.68	350.54	(72.61)	43.88
12	Paid-up equity share capital (Face Value Rs 10 each)	1,234.82	1,233.33	1,234.82	1,234.82	1,233.33
13	Reserve excluding revaluation reserves as per balance sheet of previous accounting year	-	-	-	-	7,634.88
14	Earnings per share (EPS)					
	a) Basic and diluted EPS	1.80	0.27	2.84	(0.59)	0.36
15	Public Shareholding:					
	- Number of Shares (refer note 4)	5,318,889	4,777,652	5,318,889	4,777,652	4,777,551
	- Percentage of Shareholding	43.07%	38.74%	43.07%	38.74%	38.74%
18	Promotors and promotor group shareholding					
	a) Pledged / encumbered					
	- Number of shares	Nil	Nil	Nil	Nil	Nil
	- Percentage of shares (as a % of total shareholding of promotor and promotor group)	N.A.	N.A.	N.A.	N.A.	N.A.
	- Percentage of shares (as a % of the total share capital of the company)	N.A.	N.A.	N.A.	N.A.	N.A.
	b) Non-encumbered					
	- Number of shares	7,029,344	7,555,682	7,029,344	7,555,682	7,555,782
	- Percentage of shares (as a % of total shareholding of promotor and promotor group)	100%	100%	100%	100%	100%
	- Percentage of shares (as a % of the total share capital of the company)	56.93%	61.26%	56.93%	61.26%	61.26%


Centum Electronics Limited

Regd. Office: No. 44, KHB Industrial Area, Yelahanka New Township, Bangalore - 560 106

Unaudited consolidated financial results for the quarter and half year ended 30 September 2010

Rs. in Lakhs

S.No.	Particulars	Quarter ended		Half year ended		Year ended
		September 30		September 30		March 31
		2010	2009	2010	2009	2010
		Unaudited	Unaudited	Unaudited	Unaudited	Audited
1	Segment revenue					
	(1) Products	2,763.93	1,677.60	5,188.88	3,060.51	7,477.35
	(2) Electronics Manufacturing Services	4,023.08	1,883.23	7,851.60	3,652.48	8,870.42
	Total	6,787.01	3,560.83	13,040.49	6,712.99	16,347.77
	Less : Inter segment revenue	158.27	96.63	286.16	242.56	476.77
	Net sales/income from operations	6,628.74	3,464.20	12,754.33	6,470.43	15,871.00
2	Segment results (profit (+)/loss(-) before tax and interest from each segment)					
	(1) Products	307.14	(23.87)	668.75	(133.34)	354.36
	(2) Electronics Manufacturing Services	227.84	77.29	293.88	95.75	99.66
	Total	534.98	53.42	962.63	(37.59)	454.02
	Less :					
	(i) Interest	86.56	55.44	172.29	112.11	225.91
	(ii) Other unallocable expenditure net off unallocable income.	-	-	-	-	-
	Total profit before tax	448.42	(2.02)	790.34	(149.70)	228.11
3	Capital employed (segment assets-segment liabilities).					
	(1) Products	4,524.53	4,243.61	4,524.53	4,243.61	4,298.98
	(2) Electronics Manufacturing Services	4,414.58	4,397.15	4,414.58	4,397.15	4,197.86
	(3) Unallocated	284.34	253.51	284.34	253.51	371.37
	Total	9,223.45	8,894.27	9,223.45	8,894.27	8,868.21



Statement of assets and liabilities


Particulars	As at		
	30 September 2010	30 September 2009	31 March 2010
	Unaudited	Unaudited	Audited
Shareholders' funds:			
Capital	1,234.82	1,480.00	1,233.33
Reserves and surplus	7,988.63	7,414.27	7,634.88
Loan funds	5,237.76	2,764.74	4,172.19
Minority Interest	1,582.49	1,279.24	1,433.68
Deferred tax liability	133.03	-	43.71
Total	16,176.73	12,938.25	14,517.79
Fixed assets	7,647.53	7,965.65	7,706.78
Investments			
Deferred tax asset, net	-	33.31	-
Current assets, loans and advances			
Inventories	6,616.55	4,133.68	5,459.57
Sundry debtors	6,037.36	3,218.58	4,439.28
Cash and bank balances	426.93	269.77	515.97
Loans and advances	1,912.65	1,256.25	1,518.01
Less: Current liabilities and provisions			
Current liabilities	5,875.23	3,653.22	4,652.27
Provisions	589.06	285.77	469.55
Net current assets	8,529.20	4,939.29	6,811.01
Total	16,176.73	12,938.25	14,517.79


Notes:

- The above results were taken on record by the Board of Directors at their meeting held on 25 October 2010.
- The Company operates through two segments, Products (comprising Modules) and Electronic Manufacturing Services.
- The Company has received the order from the Honourable High Court of Karnataka dated 16 July 2010 approving the Scheme of Amalgamation of Solectron EMS India Limited with Centum Electronics Limited which became effective on 30 July 2010 on filing the scheme with the Registrar of Companies. The appointed date of the approved scheme is 1 April 2009. Accordingly, the results of the Company for the year ended 31 March 2010, quarter and half year ended 30 Sep 2010 and 30 Sep 2009 include the results of Solectron EMS India Limited after incorporating the effect of the accounting as proposed in the Scheme of Amalgamation.
- Previous period figures for the quarter and half year ended 30 Sep 2009 have not been audited nor been subject to a limited review.
- The number of investor complaints received, resolved and pending during the quarter are as follows:

Number of complaints pending at the beginning of the quarter	-
Number of complaints received during the quarter	9
Number of complaints resolved during the quarter	9
Number of complaints pending at the end of the quarter	-
- Previous period's figures have been regrouped and reclassified, wherever necessary to conform to current period's presentation.

Place Bangalore
Date 25 October 2010



For Centum Electronics Ltd

 Apparao V Mallavaraju
 Managing Director