


**Centum Electronics Limited**  
 Regd. Office: No. 44, KHB Industrial Area, Yelahanka New Township, Bangalore - 560 106  
 Unaudited Standalone financial results for the quarter and half year ended 30 September 2010

Sl.No.	Particulars	Rs in Lakhs				
		Quarter ended		Half year ended		Year ended
		September 30		September 30		March 31
		2010	2009	2010	2009	2010
		Limited review	Limited review	Unaudited	Unaudited	Audited
1	a. Net sales / income from operation	4,285.51	2,080.11	8,324.15	3,959.65	9,805.28
	b. Other operating income	564.81	298.27	1,012.88	578.43	1,204.59
	Total Operating income (a+b)	4,850.32	2,378.38	9,337.03	4,538.08	11,009.87
2	Expenditure					
	a. (Increase) / decrease in stock-in-trade and work-in-progress	268.25	338.22	790.45	278.32	129.49
	b. Consumption of raw materials	3,156.38	1,127.93	5,842.11	2,562.08	7,131.34
	c. Employees cost	499.35	298.05	966.99	615.98	1,315.54
	d. Depreciation	184.49	188.86	373.90	378.04	752.80
	e. Other operating expenses	415.34	324.06	905.40	647.34	1,567.30
	f. Total expenditure (2a to 2e)	4,523.81	2,277.12	8,878.85	4,481.76	10,896.47
3	Profit/ (loss) from operations before other income, interest and exceptional items (1-2)	326.51	101.26	458.18	56.32	113.40
4	Other income	18.90	26.68	38.03	54.76	80.14
5	Profit/ (loss) before interest (3+4)	345.41	127.94	496.21	111.08	193.54
6	Interest	70.96	39.47	136.79	82.15	162.05
7	Profit / (loss) from ordinary activities before tax (5-6)	274.45	88.47	359.42	28.93	31.49
8	Tax expense					
	- Current tax	147.17	38.82	201.69	50.82	87.64
	- Current tax for earlier years no longer required written back	-	-	-	-	(12.37)
	- Deferred tax charge / (credit)	(33.56)	(28.40)	(37.94)	(37.94)	(12.45)
	- Fringe benefit tax	-	-	-	-	-
9	Net profit / (loss) for the period (7-8)	160.84	78.05	195.67	16.05	(31.33)
10	Paid-up equity share capital (Face Value Rs 10 each)	1,234.82	1,233.33	1,234.82	1,233.33	1,233.33
11	Reserve excluding revaluation reserves as per balance sheet of previous accounting year	-	-	-	-	6,408.90
12	Earnings per share (EPS)					
	a) Basic and diluted EPS	1.30	0.63	1.58	0.13	(0.25)
13	Public Shareholding:					
	- Number of Shares	5,318,889	4,777,652	5,318,889	4,777,652	4,777,551
	- Percentage of Shareholding	43.07%	38.74%	43.07%	38.74%	38.74%
18	Promoters and promotor group shareholding					
	a) Pledged / encumbered					
	- Number of shares	Nil	Nil	Nil	Nil	Nil
	- Percentage of shares (as a % of total shareholding of promotor and promotor group)	N.A.	N.A.	N.A.	N.A.	N.A.
	- Percentage of shares (as a % of the total share capital of the company)	N.A.	N.A.	N.A.	N.A.	N.A.
	b) Non-encumbered					
	- Number of shares	7,029,344	7,555,682	7,029,344	7,555,682	7,555,782
	- Percentage of shares (as a % of total shareholding of promotor and promotor group)	100%	100%	100%	100%	100%
	- Percentage of shares (as a % of the total share capital of the company)	56.93%	61.26%	56.93%	61.26%	61.26%

**Centum Electronics Limited**

Regd. Office: No. 44, KHB Industrial Area, Yelahanka New Township, Bangalore - 560 106

**Unaudited financial results for the quarter and half year ended 30th Septembr 2010**

**Rs in Lakhs**

Sl.No.	Particulars	Quarter ended		Half year ended		Year ended
		Sep 30		Sep 30		March 31
		2010	2009	2010	2009	2010
		Unaudited	Unaudited	Unaudited	Unaudited	Audited
1	Segment Revenue					
	(1) Products	827.24	540.15	1,530.78	975.60	2,322.10
	(2) Electronics Manufacturing Services	4,023.08	1,883.23	7,851.60	3,652.48	8,870.42
	Total	4,850.32	2,423.38	9,382.38	4,628.08	11,192.52
	Less : Inter segment revenue	-	45.00	45.35	90.00	182.65
	<b>Net sales/income from operations</b>	<b>4,850.32</b>	<b>2,378.38</b>	<b>9,337.03</b>	<b>4,538.08</b>	<b>11,009.87</b>
2	Segment results (profit)(+)/loss(-) before tax and interest from each segment)					
	(1) Products	117.57	50.65	202.33	15.33	93.88
	(2) Electronics Manufacturing Services	227.84	77.29	293.88	95.75	99.66
	Total	345.41	127.94	496.21	111.08	193.54
	Less :					
	(i) Interest	70.96	39.47	136.79	82.15	162.05
	(ii) Other unallocable expenditure net off unallocable income.	-	-			-
	<b>Total profit before tax</b>	<b>274.45</b>	<b>88.47</b>	<b>359.42</b>	<b>28.93</b>	<b>31.49</b>
3	Capital employed (segment assets-segment liabilities).					
	(1) Products	3,052.57	3,185.70	3,052.57	3,185.70	2,793.60
	(2) Electronics Manufacturing Services	4,414.58	4,397.15	4,414.58	4,397.15	4,430.47
	(3) Unallocated	375.44	251.85	375.44	251.85	418.16
	<b>Total</b>	<b>7,842.59</b>	<b>7,834.70</b>	<b>7,842.59</b>	<b>7,834.70</b>	<b>7,642.23</b>



Statement of assets and liabilities


Particulars	As at		
	30 September 2010	30 September 2009	31 March 2010
	Unaudited	Unaudited	Audited
<b>Shareholders' funds:</b>			
Capital	1,234.82	1,480.00	1,233.33
Reserves and surplus	6,607.77	6,354.70	6,408.90
Loan funds	3,072.49	1,629.97	2,650.12
Deferred tax liability	-	-	-
<b>Total</b>	<b>10,915.08</b>	<b>9,464.67</b>	<b>10,292.35</b>
Fixed assets	3,859.86	3,987.90	3,885.34
Investments	285.60	285.60	285.60
Deferred tax asset, net	43.17	33.31	5.25
<b>Current assets, loans and advances</b>			
Inventories	4,614.21	2,964.68	4,112.27
Sundry debtors	4,043.30	2,132.30	2,900.31
Cash and bank balances	344.05	239.23	438.88
Loans and advances	2,506.70	2,125.99	2,298.78
<b>Less: Current liabilities and provisions</b>			
Current liabilities	4,225.11	2,043.86	3,224.88
Provisions	556.70	260.48	409.20
<b>Net current assets</b>	<b>6,726.45</b>	<b>5,157.86</b>	<b>6,116.16</b>
<b>Total</b>	<b>10,915.08</b>	<b>9,464.67</b>	<b>10,292.35</b>


Notes:

- The above results were taken on record by the Board of Directors at their meeting held on 25 October 2010.
- The Company operates through two segments, Products (comprising Modules) and Electronic Manufacturing Services.
- The Company has received the order from the Honourable High Court of Karnataka dated 16 July 2010 approving the Scheme of Amalgamation of Solectron EMS India Limited with Centum Electronics Limited which became effective on 30 July 2010 on filing the scheme with the Registrar of Companies. The appointed date of the approved scheme is 1 April 2009. Accordingly, the results of the Company for the year ended 31 March 2010, quarter and half year ended 30 Sep 2010 and 30 Sep 2009 include the results of Solectron EMS India Limited after incorporating the effect of the accounting as proposed in the Scheme of Amalgamation.
- Previous period figures for the quarter and half year ended 30 Sep 2009 have not been audited nor been subject to a limited review.
- The number of investor complaints received, resolved and pending during the quarter are as follows:

Number of complaints pending at the beginning of the quarter	-
Number of complaints received during the quarter	9
Number of complaints resolved during the quarter	9
Number of complaints pending at the end of the quarter	-
- Previous period's figures have been regrouped and reclassified, wherever necessary to conform to current period's presentation.

Place Bangalore  
Date: 25 October 2010



For Centum Electronics Ltd  
  
 Apparao V. Mallavaraju  
 Managing Director