


Centum Electronics Limited
 Regd. Office: No. 44, KHB Industrial Area, Yelahanka New Township, Bangalore - 560 106
Unaudited standalone financial results for the quarter and nine months ended 31 December 2010

Rs in Lakhs

SLNo.	Particulars	Quarter ended		Nine months ended		Year ended
		December 31		December 31		March 31
		2010	2009	2010	2009	2010
		Limited review	Unaudited	Limited review	Unaudited	Audited
1	a. Net sales / income from operation	3,997.95	2,660.76	12,322.09	6,620.41	9,805.28
	b. Other operating income	547.82	267.21	1,545.56	845.64	1,204.59
	Total operating income (a+b)	4,545.77	2,927.97	13,867.65	7,466.05	11,009.87
2	Expenditure					
	a. (Increase) / decrease in stock-in-trade and work-in-progress	(251.13)	(67.96)	(693.00)	(56.68)	129.49
	b. Consumption of raw materials	3,408.73	2,057.42	10,483.16	4,886.54	7,131.34
	c. Employees cost	514.47	319.84	1,481.46	935.82	1,315.54
	d. Depreciation	184.35	189.66	558.25	567.70	752.80
	e. Other operating expenses	431.78	373.46	1,322.05	1,020.80	1,567.30
	f. Total expenditure (2a to 2e)	4,288.20	2,872.42	13,151.92	7,354.18	10,896.47
3	Profit/ (loss) from operations before other income, interest and exceptional items (1-2)	257.57	55.55	715.73	111.87	113.40
4	Other income	20.08	24.70	58.11	79.46	80.14
5	Profit/ (loss) before interest (3+4)	277.65	80.25	773.84	191.33	193.54
6	Interest	80.85	35.06	217.64	117.21	162.05
7	Profit / (loss) from ordinary activities before tax (5-6)	196.80	45.19	556.20	74.12	31.49
8	Tax expense					
	- Current tax	87.76	37.18	289.44	88.00	87.64
	- Current tax for earlier years no longer required written back	-	(12.37)	-	(12.37)	(12.37)
	- Deferred tax charge / (credit)	27.44	27.17	(10.49)	(13.35)	(12.45)
9	Net profit / (loss) for the period (7-8)	81.60	(6.79)	277.25	11.84	(31.33)
10	Paid-up equity share capital (Face value of Rs 10 each)	1,234.82	1,233.33	1,234.82	1,233.33	1,233.33
11	Reserve excluding revaluation reserves as per balance sheet of previous accounting year	-	-	-	-	6,408.90
12	Earnings per share (EPS)					
	a) Basic and diluted EPS	0.66	(0.06)	2.25	0.10	(0.25)
13	Public Shareholding:					
	- Number of Shares	5,319,139	5,304,218	5,319,139	5,304,218	5,304,218
	- Percentage of Shareholding	43.08%	43.01%	43.08%	43.01%	43.01%
14	Promoters and promotor group shareholding					
	a) Pledged / encumbered					
	- Number of shares	Nil	Nil	Nil	Nil	Nil
	- Percentage of shares (as a % of total shareholding of promotor and promotor group)	N.A.	N.A.	N.A.	N.A.	N.A.
	- Percentage of shares (as a % of the total share capital of the company)	N.A.	N.A.	N.A.	N.A.	N.A.
	b) Non-encumbered					
	- Number of shares	7,029,094	7,029,115	7,029,094	7,029,115	7,029,115
	- Percentage of shares (as a % of total shareholding of promotor and promotor group)	100%	100%	100%	100%	100%
	- Percentage of shares (as a % of the total share capital of the company)	56.92%	56.99%	56.92%	56.99%	56.99%



Mr. A. R. Rao


Centum Electronics Limited

Regd. Office: No. 44, KHB Industrial Area, Yelahanka New Township, Bangalore - 560 106

Unaudited standalone financial results for the quarter and nine months ended 31 December 2010

Rs in Lakhs

Sl.No.	Particulars	Quarter ended		Nine Months ended		Year ended
		December 31		December 31		March 31
		2010	2009	2010	2009	2010
		Limited review	Unaudited	Limited review	Unaudited	Audited
1	Segment Revenue					
	(1) Products	559.90	526.62	2,081.20	1,502.22	2,322.10
	(2) Electronics Manufacturing Services	3,985.87	2,446.35	11,831.81	6,098.83	8,870.43
	Total	4,545.77	2,972.97	13,913.01	7,601.05	11,192.53
	Less : Inter segment revenue	-	45.00	45.36	135.00	182.66
	Net sales/income from operations	4,545.77	2,927.97	13,867.65	7,466.05	11,009.87
2	Segment results (profit)(+)/loss(-) before tax and interest from each segment)					
	(1) Products	76.28	5.48	278.60	20.82	93.89
	(2) Electronics Manufacturing Services	201.37	74.77	495.24	170.51	99.65
	Total	277.65	80.25	773.84	191.33	193.54
	Less :					
	(i) Interest	80.85	35.06	217.64	117.21	162.05
	(ii) Other unallocable expenditure net off unallocable income.	-	-	-	-	-
	Total profit before tax	196.80	45.19	556.20	74.12	31.49
3	Capital employed (segment assets—segment liabilities).					
	(1) Products	1,462.51	1,368.34	1,462.51	1,368.34	1,263.30
	(2) Electronics Manufacturing Services	4,042.21	4,301.20	4,042.21	4,301.20	4,127.00
	(3) Unallocated	2,419.47	2,148.30	2,419.47	2,148.30	2,251.93
	Total	7,924.19	7,817.84	7,924.19	7,817.84	7,642.23




Mr. Alpha Rao

Notes:

- 1 The above results were taken on record by the Board of Directors at their meeting held on 08 February 2011
- 2 The Company operates through two segments, Products (comprising Modules) and Electronic Manufacturing Services.
- 3 The Company received an order from the Honourable High Court of Karnataka dated 16 July 2010 approving the Scheme of Amalgamation of Soletron EMS India Limited with Centum Electronics Limited which became effective on 30 July 2010 on filing the scheme with the Registrar of Companies. The appointed date of the approved scheme is 1 April 2009. Accordingly, the results of the Company for the year ended 31 March 2010, quarter and nine months ended 31 December 2010 and 31 December 2009 include the results of Soletron EMS India Limited after incorporating the effect of the accounting as proposed in the Scheme of Amalgamation.
- 4 Pursuant to the adjustment made to previous period figures as per the note 3 above, previous period figures for the quarter and nine months ended 31 December 2009 have not been audited nor been subject to a limited review.
- 5 The number of investor complaints received, resolved and pending during the quarter are as follows:

Number of complaints pending at the beginning of the quarter	-
Number of complaints received during the quarter	7
Number of complaints resolved during the quarter	7
Number of complaints pending at the end of the quarter	-
- 6 Previous period's figures have been regrouped and reclassified, wherever necessary to conform to current period's presentation.

Place: Bangalore
Date: 08 February 2011



For Centum Electronics Ltd

A handwritten signature in black ink, appearing to read "Apparao V Mallavarapu".

Apparao V Mallavarapu
Managing Director