


(1)(a) STATEMENT SHOWING SHAREHOLDING PATTERN IN CLAUSE-35


NAME OF THE COMPANY: CENTUM ELECTRONICS LTD		Name of the Scrip:	
SCRIP CODE: BSE : 517544 NSE : CENTUM			
Class of Security:			
QUARTER ENDED: 31/12/2011			
Partly paid-up shares	No. of partly paid-up shares	As a % of total no. of partly paid-up shares	As a % of total no. of shares of the Company.
Held by promoter/promoter group	0	0	0
Held by Public	0	0	0
<b>Total:</b>	0	0	0
Outstanding convertible securities:	No. of outstanding securities	As a % of total no. of outstanding convertible securities.	As a % of total no. of shares of the Company assuming full conversion of the convertible securities
Held by promoter/promoter group	0	0	0
Held by Public	0	0	0
<b>Total:</b>	0	0	0
Warrants:	No. of warrants	As a % of total no. of warrants	As a % of total no. of shares of the Company, assuming full conversion of warrants
Held by promoter/promoter group	0	0	0
Held by Public	0	0	0
<b>Total:</b>	0	0	0
Total paid-up capital of the Company, assuming full conversion of warrants and convertible securities	12365183	0	100.00

For CENTUM ELECTRONICS LIMITED

  
 Ramak Akkili  
 Company Secretary

Statement showing Shareholding Pattern as on 31.12.2011									
Name of the Company: Centum Electronics Limited									
Scrip Code: BSE :517544, NSE: CENTUM									
Quarter ended: 31.12.2011									
Category code	Category of shareholder	Total number of shareholders	Number of shares	Number of shares held in dematerialized form	Total shareholding as a percentage of total number of shares		Shares pledged or otherwise encumbered		(IX)=(VIII)/(IV)*100
					As a percentage of (A+B)(1)	As a percentage of (A+B+C)	Number of shares	As a percentage	
(I)	(II)	(III)	(IV)	(V)	(VI)	(VII)	(VIII)	(IX)	(X)
(A)	Shareholding of Promoter and Promoter Group(2)								
(1)	Indian								
(a)	Individuals/ Hindu Undivided Family	2	6447199	6447199	52.14	52.14	0	0.00	
(b)	Central Government/ State Government(s)								
(c)	Bodies Corporate	0	0	0	0.00	0.00	0	#DIV/0!	
(d)	Financial Institutions/ Banks								
(e)	Any Other (specify)								
	Sub-Total (A)(1)	2	6447199	6447199	52.14	52.14	0	#DIV/0!	
(2)	Foreign								
(a)	Individuals (Non-Resident Individuals/ Foreign Individuals)	1	581314	581314	4.70	4.70	0	0.00	
(b)	Bodies Corporate	0	0	0	0.00	0.00	0	#DIV/0!	
(c)	Institutions								
(d)	Any Other (specify)								
	Sub-Total (A)(2)	1	581314	581314	4.70	4.70	0	#DIV/0!	
	Total Shareholding of Promoter and Promoter Group (A)=(A)(1)+(A)(2)	3	7028513	7028513	56.84	56.84	0	#DIV/0!	
(B)	Public shareholding(3)								
(1)	Institutions								
(a)	Mutual Funds/ UTI	1	83	0	0.00	0.00			
(b)	Financial Institutions/ Banks	2	166	0	0.00	0.00			
(c)	Central Government/ State Government(s)								
(d)	Venture Capital Funds								
(e)	Insurance Companies								
(f)	Foreign Institutional Investors	3	8544	7711	0.07	0.07			
(g)	Foreign Venture Capital Investors								
(h)	Any Other (specify)								
	Sub-Total (B)(1)	6	8793	7711	0.07	0.07			
(2)	Non-institutions								
(a)	Bodies Corporate	241	1956215	1943941	15.82	15.82			
	Individuals -								
	i. Individual shareholders holding nominal share capital up to Rs. 1 lakh.	7936	1891452	1672534	15.30	15.30			
	ii. Individual shareholders holding nominal share capital in excess of Rs. 1 lakh.	21	925896	925896	7.49	7.49			
(c)	Any Other (specify)								
	Non Resident Indians	44	24556	24556	0.20	0.20			
	Foreign Bodies	1	528666	0	4.26	4.26			
	Clearing Members	12	3092	3092	0.03	0.03			
	Sub-Total (B)(2)	8257	5327877	4570019	43.09	43.09			
	Total Public Shareholding (B)=(B)(1)+(B)(2)	8263	5336670	4577730	43.16	43.16			
	TOTAL (A)+(B)	8266	12365183	11606243	100.00	100.00			
(C)	Shares held by Custodians and against which Depository Receipts have been issued	0	0	0	0.00	0.00			
	GRAND TOTAL (A)+(B)+(C)	8266	12365183	11606243	100.00	100.00			

For CENTUM ELECTRONICS LIMITED

  
Ramu Akkili  
Company Secretary

(VIb)

Statement showing Shareholding of persons belonging to the category "Promoter and Promoter Group"

Sr. No.	Name of the shareholder	Total shares held		Encumbered shares (*)		Details of warrants		Details of convertible securities	Total shares (including underlying shares assuming full conversion of warrants and convertible securities) as a % of diluted share capital
		No. of shares	As a % of grand total (A)+(B)+(C)	Number of shares	As a percentage (A)+(B)+(C) of sub-class (D)	Number of warrants held	As a % total number of warrants of the same class		
(i)	APPARAO MALLAVARAPU	(iii)	(vi)	(v)	(vii)	(viii)	(ix)	(x)	(xi)
1	APPARAO MALLAVARAPU	6078049	49.15	0	0.00	0	0.00	0	0.00
2	NIKHIL MALLAVARAPU	581314	4.70	0	0.00	0	0.00	0	0.00
3	SWARNALATHA MALLAVARAPU	369150	2.99	0	0.00	0	0.00	0	0.00
	TOTAL	7028513	56.84	0	0.00	0	0.00	0	0.00


Statement showing holding of securities (including shares, warrants, convertible securities) of persons belonging to the category "Public" and holding more than 1% of the total number of shares

Sr. No.	Name of the shareholder	No. of shares held	Shares as a percentage of total number of shares (i.e., Grand Total (A)+(B)+(C) indicated in Statement at para (D) (a) above)	Details of warrants		Details of convertible securities		Total shares (including underlying shares assuming full conversion of warrants and convertible securities) as a % of diluted share capital
				Number of warrants held	As a % total number of warrants of the same class	Number of convertible securities held	% w.r.t total convertible securities of the same class	
1	FINQUEST SECURITIES PVT. LTD.	1465000	11.85					
2	ELECTRONICS HOLDINGS BV LIMITED	328666	4.26					
3	NEPAL VINOD SHAH	165000	1.50					
	TOTAL	2178666	17.60					

Statement showing holding of securities (including shares, warrants, convertible securities) of persons (together with PAC) belonging to the category "Public" and holding more than 5% of the total number of shares of the company

Sr. No.	Name of the shareholder(s) and the Persons Acting in Concert (PAC) with them	No. of shares held	Shares as a percentage of total number of shares (i.e., Grand Total (A)+(B)+(C) indicated in Statement at para (D) (a) above)	Details of warrants		Details of convertible securities		Total shares (including underlying shares assuming full conversion of warrants and convertible securities) as a % of diluted share capital
				Number of warrants	As a % total number of warrants of the same class	Number of convertible securities held	% w.r.t total convertible securities of the same class	
1	FINQUEST SECURITIES PVT. LTD.	1465000	0.00	0	0.00	0	0	0

For CENTUM ELECTRONICS LIMITED

  
 Ramit Akli  
 Company Secretary

(i)(d) Statement showing details of locked-in shares

Sr. No.	Name of the shareholder	Category of Shareholders (Promoters / Public)	Number of locked-in shares	Locked-in shares as a percentage of total number of shares (i.e., Grand Total (A)+(B)+(C) indicated in Statement at para (i)(a) above)

Sr. No.	Type of outstanding DR (ADRs, GDRs, SDRs, etc.)	Number of outstanding DRs	Number of shares underlying outstanding DRs	Shares underlying outstanding DRs as a percentage of total number of shares (i.e., Grand Total (A)+(B)+(C) indicated in Statement at para (i)(a) above)
1				
TOTAL				

(i)(e) Statement showing Holding of Depository Receipts (DRs), where underlying shares are in excess of 1% of the total number of

Sr. No.	Name of the DR Holder	Type of outstanding DR (ADRs, GDRs, SDRs, etc.)	Number of shares underlying outstanding DRs	Shares underlying outstanding DRs as a percentage of total number of shares (i.e., Grand Total (A)+(B)+(C) indicated in Statement at para (i)(a) above)
1				
2				

For CENTUM ELECTRONICS LIMITED



Ramu Akkili  
Company Secretary